



YOU CAN FLY
AOPA FOUNDATION

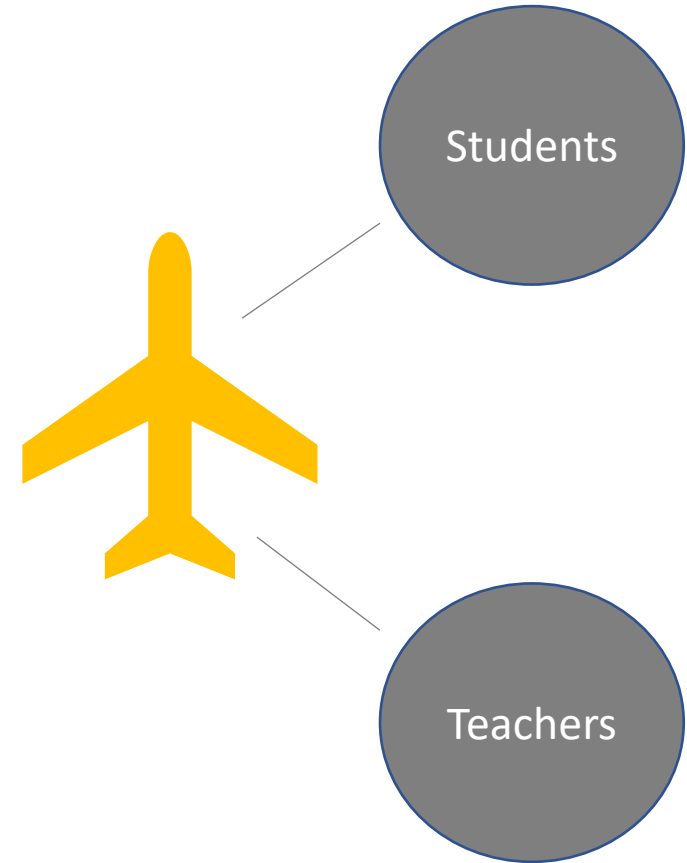
Welcome to the AOPA Foundation

FLIGHT TRAINING SCHOLARSHIP CLINIC

Welcome

- What?
 - A one-hour dive into the AOPA Foundation Flight Training Scholarships, funded by the James C. Ray Foundation, and preparation for the FAA private pilot written test
- Why?
 - To help you navigate the application process and to study for—and pass—the FAA written test
- Who?
 - High school students applying for one of 80, \$10,000 scholarships
 - High school teachers applying for one of 20, \$10,000 scholarships
 - Prior scholarship winners who are getting ready to take the FAA written test
- **This presentation is being recorded!**
- Please use the chat to send us your name, email address and if student or teacher, so we can send you the link to the recording and a PDF of this presentation:

Steve Bateman, Teacher, steve.bateman@aopa.org



Your Presenters



TAZ THOMAS
Manager,
Scholarship Programs



THOMAS EATON
Coordinator,
High School Initiative
PPL-I, AGI



DREW MYERS
Manager,
Flying Clubs Initiative
PPL-I, AGI



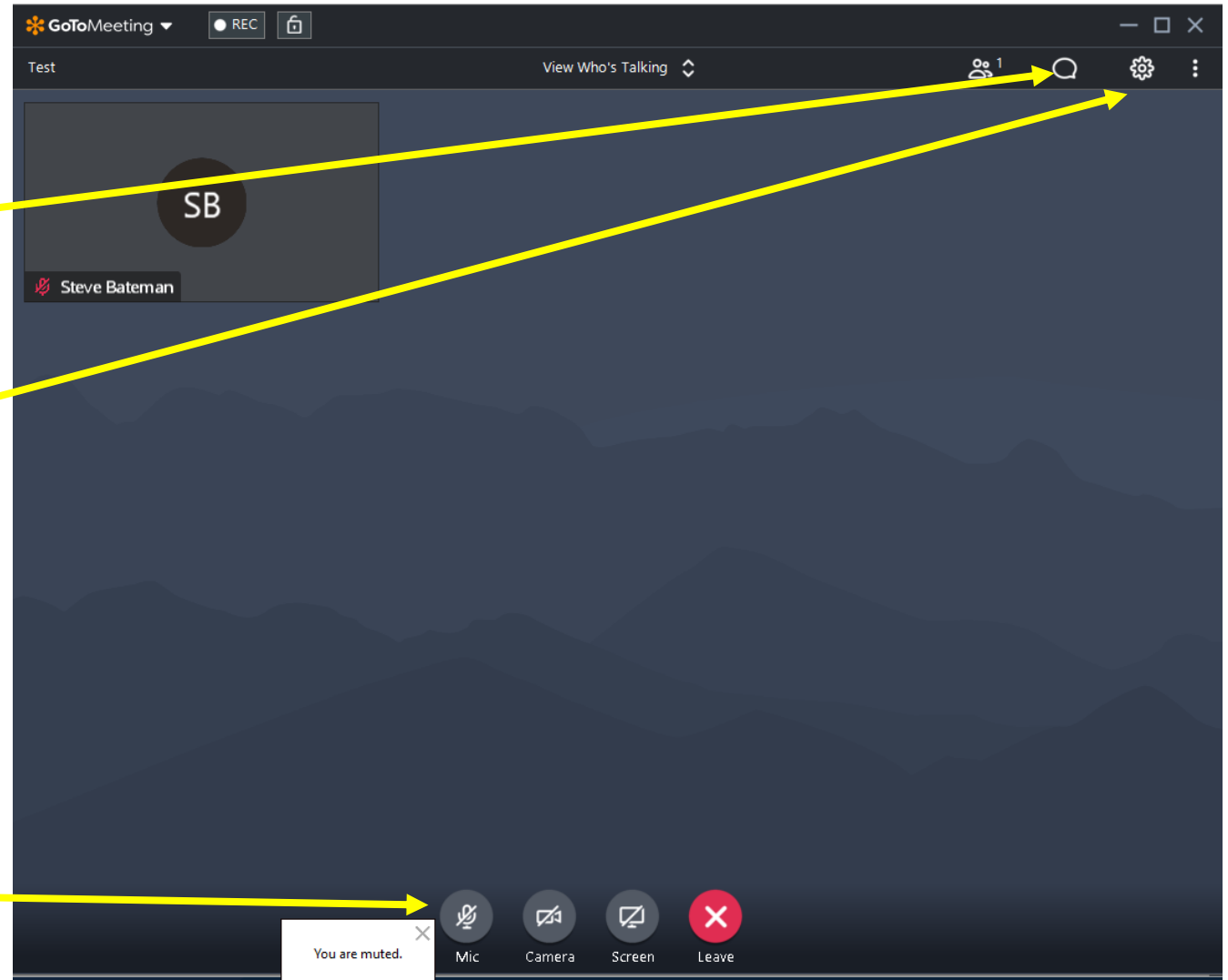
STEVE BATEMAN
Director,
Flying Clubs Initiative
CFI, AGI, IGI, LSRM



DONNIE MACKAY
Senior Manager
Rusty Pilots Initiative
PPL

GtM Controls

- You can use the chat bubble to ask questions
- If you can't hear us, check your audio settings
- Please MUTE unless you want to ask a question during Q&A



Overview

- So, why are we here?
 - Help you navigate the application process
 - Tips for studying for the FAA written test
 - Key points for scheduling and taking the test
 - You can do this...you are not alone...
- Scholarship Application Process
- Intro to the FAA Knowledge Test
- Study Methods
- Schedule the Test
- What to Expect on Test Day
- Taking the Test
- Ask Us Anything
- A Challenge
- Conclusion

AOPA Foundation Flight Training Program

Application Link:

<https://www.aopa.org/training-and-safety/students/flight-training-scholarships>

**Application Deadline:
February 11th, 2022**

APPLY NOW

- One general application—after you create a profile
- One scholarship application, based on your profile
 - You may be eligible to apply for more than one!
- Multiple scholarship eligibility! \$\$\$

AOPA Foundation Flight Training Program

Scholarship Application:

- Four Essay Questions
- High School Transcript
- Verification of Employment
 - For teacher applicants
- Two References

Opportunities

Applicants and Administrators [References and Reviewers](#)

Welcome!

In order to access your account, please sign in using your email address and password. If you need to recover your password or you have not yet received an email confirming your account, please click on [trouble signing in](#).

Email Address

Applicant / Administrator Email Address

Password

* Please provide the name and email address of a person (not a relative) who can serve as your first reference.


[Add a New Reference](#)

The deadline for recommendations is February 11, 2022, at 11:59 EST.

* Please provide the name and email address of a person (not a relative) who can serve as your second reference.

[Add a New Reference](#)

The deadline for recommendations is February 11, 2022, at 11:59 EST.



Save and Keep Editing

Finish and Submit

YOU CAN FLY
AOPA FOUNDATION

AOPA Foundation Flight Training Program

References

- References will be sent an email from the scholarship portal
- If applying for two scholarship categories, four recommendations must be submitted
- Recommendations will not be accepted via email



Reference Letters Submitted **2 of 2**



Reference Letters Submitted **4 of 4**

Introduction to the Knowledge Test

- The specs:

- 60 questions
- 2.5 hours
- 70% to pass

RECREATIONAL & PRIVATE PILOT

[Airman Knowledge Testing Supplement for Sport Pilot, Recreational Pilot, Remote Pilot, and Private Pilot, FAA-CT-8080-2H \(2018\)](#)

TEST CODE	TEST NAME	NUMBER OF QUESTIONS	AGE	ALLOTTED TIME	PASSING SCORE
PAR	Private Pilot Airplane	60	15	2.5	70

- Now is the time to get serious!

- Application deadline is 3 weeks away
- Prepare now to reap the reward and then jump right into flight training

- What's the point of the written exam?

- To give you confidence in the aeronautical knowledge needed for the flight training
- By passing the written test, you are well on the way to becoming a pilot!

Study Tips

- Set aside some time every day to study for the knowledge test
 - Pick one topic, focus on it and repeat. Doing full 60 question practice tests over and over may become overwhelming
- Once you get through each subject, begin taking practice tests
 - Review missed answers and revisit subjects that need improvement
- The short term goal
 - Get the money!!!!
 - Get the test passed now to be eligible for a scholarship, then worry about filling in knowledge gaps later down the road
 - You'll have plenty of time to study and revisit missed questions before your practical test
 - Test performance is not a predictor of your piloting skills/checkride performance



Study Tips- Breakdown of the test

FAA Private Pilot Written Test Blueprint



Knowledge Areas	Number of Questions
Regulations	3 – 9
Accident Reporting	3 – 6
Performance Charts	3 – 6
Radio Communications	3 – 6
Weather	3 – 6
Safe and Efficient Operations	3 – 9
Density Altitude Performance	3 – 6
Weight and Balance	3 – 6
Aerodynamics, Powerplants, and Aircraft Systems	3 – 6
Stalls and Spins	3 – 6
Aeronautical Decision-Making (ADM)	3 – 6
Preflight actions	3 – 6
Total	60

Source: Private Pilot Institute

Online Resources—FREE

- **Sporty's Study Buddy**

- Lets you pick subjects to study
- Flashcards + more features behind paywall

- **King Schools**

- Lets you pick subjects to study
- Flashcards + more features behind paywall

- Other... a quick Google search will turn up plenty of practice tests

- Caution: May have outdated or erroneous questions

- You will need your own endorsement if using free resources

- Print your results to show to a ground instructor or CFI for endorsement



Online Resources—PAID


- Don't purchase a full ground school course...
 - Instead, buy focused software to get ready for the test...Test Prep Software!
- **ASA Prepware**
 - \$19.95 eBook includes 5 practice tests
 - Simulates testing software and includes test supplement
 - Two practice tests above 80% will earn an endorsement
- **Gleim Online Test Prep**
 - \$59.95 for online/app-based test prep
 - Provides endorsement after completing every question correctly



GLEIM | Aviation

FAA Resources

- Testing supplement
 - Contains the charts and figures you will reference while taking the test
 - Familiarize yourself, but be careful of scale if you print it out beforehand
 - **Hint:** The legends section contains a bunch of great info—open book test!
- FAR/AIM (Federal Aviation Regulations and Aeronautical Information Manual)
 - The "rulebook"(FAR) and “the aviators’ encyclopedia” (AIM)
- Pilot's Handbook of Aeronautical Knowledge
 - Abundant source of information, many study materials reference this publication. Good pictures, too!



YOU CAN FLY
AOPA FOUNDATION

The FAA Private Pilot Knowledge Test—Doing it!

- Scheduling the test
 - FTN number
 - Tests are booked using PSI
 - Pay when you schedule
- The test location
- What to take to the test (and what not to take to the test)
- Sitting the test—what to expect
- What's next?
- Remember—a copy of these slides is available, as is a recording of this presentation

Schedule Your Test


- Schedule the test, now!
- Gives you a target date for studying
- Allows you to “peak” for the test
- Oh, right...doesn't have to be on Feb 3rd !

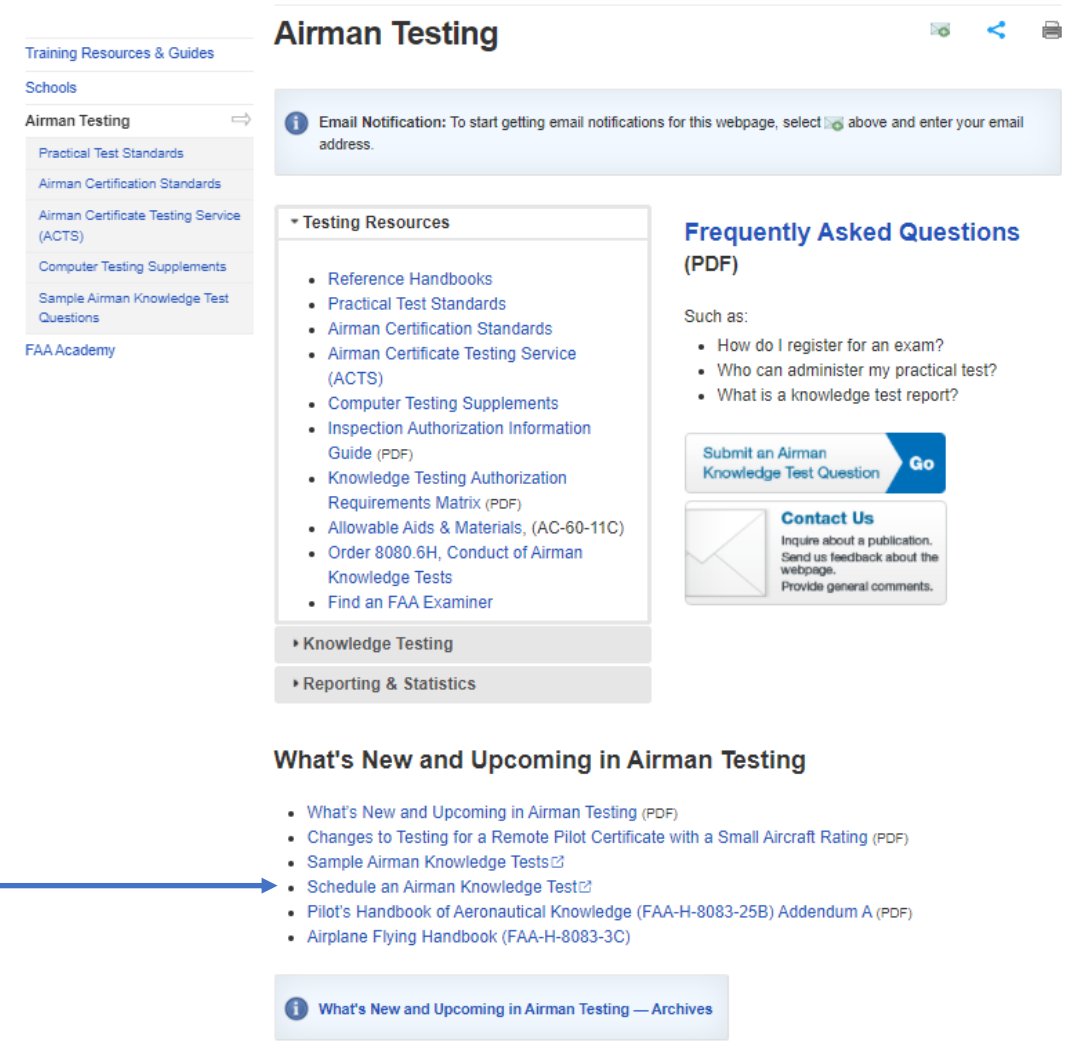
FEBRUARY 2022						
SUN	MON	TUE	WED	THU	FRI	SAT
		1	2	3 9:00am: PPL Written Test	4	5
6	7	8	9	10	11	12
13	14	15	16	17	18	19
20	21	22	23	24	25	26
27	28					

Holidays and Observances: 14: Valentine's Day, 21: Presidents' Day

Wiki Calendar

How To Schedule Your Test

- Information about FAA testing can be found here:
 - https://www.faa.gov/training_testing/testing/
- Lots of useful material to help you prepare for and schedule a test
- All FAA knowledge tests are scheduled using the PSI website
 - Click here to go to the website 
- Or go directly to the FAA part of the website:
 - <https://faa.psiexams.com/FAA/login>



The screenshot shows the 'Airman Testing' webpage. On the left is a navigation menu with categories like 'Training Resources & Guides', 'Schools', and 'Airman Testing'. The 'Airman Testing' section is expanded, showing links to 'Practical Test Standards', 'Airman Certification Standards', 'Airman Certificate Testing Service (ACTS)', 'Computer Testing Supplements', and 'Sample Airman Knowledge Test Questions'. Below this is a link to 'FAA Academy'. The main content area features an 'Email Notification' banner, a 'Testing Resources' section with a list of links (e.g., 'Reference Handbooks', 'Practical Test Standards', 'Airman Certification Standards'), and a 'Frequently Asked Questions (PDF)' section with a list of questions. There are also buttons for 'Submit an Airman Knowledge Test Question' and 'Contact Us'. At the bottom, there is a 'What's New and Upcoming in Airman Testing' section with a list of recent updates and an 'Archives' link.

The Airman Testing *Frequently Asked Questions* document, formerly referred to as *Questions and Answers*, has been extensively revised.

Navigating PSI

- FAA-specific page on PSI site
- Note the tabs...
 - Practice exams, Find Test Center, FAQ...
- Test Authorization Requirements Matrix
- You'll need to set up an account...
- ...which needs an FAA Tracking Number (FTN)

The screenshot shows the PSI website interface. At the top left is the logo for 'psi TRUE TALENT'. A dark red navigation bar contains five tabs: 'Home', 'Practice Exams', 'Find a Test Center', 'Frequently Asked Questions', and 'Contact Us'. Below the navigation bar, a yellow banner contains a notice: 'Effective July 1, 2021, the fee to schedule for all FAA Airmen Knowledge Exams will be \$175.' Below this is another yellow banner with text about COVID-19 safety and test center closures, including links for 'HERE' and 'HERE'. The main content area features the heading 'FAA Airman Knowledge Testing is now available for online scheduling.' followed by a blue button labeled 'View Test Authorization Requirements'. Below this is a paragraph: 'If you are a **new user**, and want to start scheduling your exam, click below to **create an account** (In order to create an account, you will need your **FAA Tracking Number**).' This paragraph is followed by a white button labeled 'Create an Account'. Below that is another paragraph: 'Or, to sign in with your existing account, and schedule your exam, click below.' followed by a blue button labeled 'Sign In'. At the bottom of the main content area, it says 'Or, call toll free, a customer service representative at (844) 704-1487 for any account questions..'. Two blue arrows originate from the text on the left: one points from 'Test Authorization Requirements Matrix' to the 'View Test Authorization Requirements' button, and another points from '...which needs an FAA Tracking Number (FTN)' to the 'Create an Account' button.

FAA Test Authorization Matrix



GENERAL REQUIREMENTS

Federal Tracking Number (FTN):

Airman applicants, WHO DO **NOT** ALREADY HAVE AN FTN, should establish an FTN, by creating a profile in the [Integrated Airman Certification and Rating Application \(IACRA\) System](#), **PRIOR TO** taking an FAA Airman Knowledge Test. This FTN is printed on the applicant's Airman Knowledge Test Report (AKTR).

Acceptable Forms of Identification:

All Applicants	U.S. Citizens & Resident Aliens	Non-U.S. Citizens
Identification information must be - ✓ valid ✓ current Identification must include ALL of the following information - ✓ photo ✓ date of birth ✓ signature ✓ physical, residential address	✓ Identification card issued by any U.S. state, territory, or government entity ○ (e.g., driver permit or license, government identification card, or military identification card) OR ✓ Passport OR ✓ Alien residency card	✓ Passport AND ✓ Driver permit or license issued by a U.S. state or territory OR ✓ Identification card issued by any government entity

NOTES

- The above information may be presented in more than one form.
- If the **acceptable** form(s) of identification (as listed in the table above) does not include valid and current proof of the applicant's physical/residential address, the applicant may utilize his or her parent's permanent, physical/residential address; or, the applicant may provide proof of his or her physical/residential address by presenting one of the **Acceptable Forms of Applicant Address Verification** listed on page 4 of this document. Examples of an **unacceptable** physical/residential address are a post office box, rural route, flight school address (unless the applicant resides at the school), or a commercial business/employer address.
- For an **applicant under age 18**, who does not possess an acceptable form(s) of identification, a parent or legal guardian is required to accompany the applicant, and after presenting identification as described in this table, may attest to the applicant's identity.

References for Acceptable Forms of Identification

- Title 14 of the Code of Federal Regulations ([14 CFR Part 61](#), section (§) 61.35(a)(3)(i), (ii), (iii), and (iv))
- [FAA Order 8080.6](#) (as amended), Conduct of Airman Knowledge Tests, "Test Procedures-General" Chapter
- [FAA Order 8900.1](#), Volume 5, Chapter 1, Section 3, pars. 5-54 B.1), B.2), B.4), C., and D.

- Read pages 1-4, 13 – we'll refer to it again, later
- You need a Federal Tracking Number (FTN)
- This is used when scheduling a test
- Stays with you for all subsequent tests
- Click on the link...
 - <https://iacra.faa.gov/IACRA/Default.aspx>
- Create an IACRA* profile PRIOR to scheduling the first test!
- FTN number will be on the test report (results)
- You'll also use IACRA for your flight test

* Integrated Airman Certification and Rating Application System

New IACRA Profile

- Click on Register

Federal Aviation Administration

- Home
- What's new in IACRA
- Frequently Asked Questions
- Aircraft Search
- Site Feedback
- Contact Us
- Training and Documentation
- Helpful FAA Links
- Available Certifications and Ratings
- Current Registry Processing Dates

IACRA

Integrated Airman Certification and Rating Application (IACRA)

IACRA is the web-based certification/rating application that guides the user through the FAA's airman application process. IACRA helps ensure applicants meet regulatory and policy requirements through the use of extensive data validation. It also uses electronic signatures to protect the information's integrity, eliminates paper forms, and prints temporary certificates.

New to IACRA? Please read the [New User Guide](#).

Trouble Viewing Documents? Please make sure your browser [allows popups](#) in IACRA.

What's new in IACRA

IACRA Version 10.5.1

Username: **Required**

Password: **Required**

[Forgot Username or Password?](#)

or

[Help](#)

Need Help?
Follow the link for the complete [IACRA user guide](#) -- or visit our [Training and Documentation](#) page for more information.

- You are applying as an Applicant
- Agree to the TOS and follow instructions
- Record your FTN and log-in info

IACRA - Select Role(s)

Please select the role or roles below for which you would like to register.

Applicant	
<input checked="" type="checkbox"/> Applicant	
Instructors	
<input type="checkbox"/> Air Carrier Flight Instructor	- (CFR 121, 135)
<input type="checkbox"/> Chief / Assistant Chief Flight Instructor	- (CFR 141)
<input type="checkbox"/> 142 Recommending Instructor	- (CFR 142)
<input type="checkbox"/> Recommending Instructor	- (CFR 61, 65, 141, SIC, Student, Remote, Flight Review)

Test Application

- Now go back to the PSI website
 - <https://faa.psiexams.com/FAA/login>
- Log-in and go to the SELECT tab
- Search for and select Private Pilot Airplane (PAR)
- On the ACTIVE tab, click on RECORD EXAM DATA
- Complete the form
 - Part 141 school vs. Other
 - Self study/online course
 - Print out practice exams and/or course completion certificate
- You need an endorsement from an instructor...

Pre Exam Data Collection

Number of Exam Attempts *required*

The value below represents the number of exam attempts our system has on file for your account.
Note: The current attempt is included in the value. If you have never taken this exam before, you will see a value of 1.

Exam attempts: 1

In the field below, please confirm that the value above represents the correct take number. If the take number above is incorrect, please enter the correct take number below.

School Or Experience

Choose either "School" if you have completed your training at a Part 141 Pilot School, or "Other" if you have accomplished an appropriate ground-training or home-study course for the certificate or rating sought.

School Other

Authorization Category *required*

Make sure that you have a valid authorization ('endorsement') to take the test prior to arriving for the test. If you have completed or graduated from a Part 141 Pilot School, you will need a Certificate of Graduation or Certificate of Completion with the appropriate school identifying information. If you received training from any other source (ground-school classes from a non-Part 141 school, independent ground or flight instructor, or home-study course), you will need an appropriate endorsement for that test from the instructor who delivered the course. The following link identifies eligibility requirements and acceptable forms of authorization for each test (https://www.faa.gov/training_testing/testing/media/testing_matrix.pdf). For a test requiring authorization, you will not be able to take a test without a valid form of authorization and will not receive a refund.

[Cancel](#)

Endorsement

- The Testing Matrix page-13 tells all...

A written statement or logbook endorsement from an authorized ground or flight instructor certifying that the applicant completed an applicable ground training or home study course and is prepared for the knowledge test as per (14 CFR § 61.35,) and 61.103(d)(2)).

- Endorsement from an instructor...

I certify that [First name, MI, Last name] has received the required training in accordance with § 61.105. I have determined [he or she] is prepared for the knowledge test.

RECREATIONAL & PRIVATE PILOT

Airman Knowledge Testing Supplement for Sport Pilot, Recreational Pilot, Remote Pilot, and Private Pilot, FAA-CT-8080-2H (2018)

TEST CODE	TEST NAME	NUMBER OF QUESTIONS	AGE	ALLOTTED TIME	PASSING SCORE
PAR	Private Pilot Airplane	60	15	2.5	70
PAT	Private Pilot Airplane/Recreational Pilot - Transition	30	15	1.5	70
PBG	Private Pilot Balloon - Gas	60	14	2.5	70
PBH	Private Pilot Balloon - Hot Air	60	14	2.5	70
PCH	Private Pilot Helicopter Canadian Conversion	40	16	2.0	70
PCP	Private Pilot Airplane Canadian Conversion	40	16	2.0	70
PEP	Private Pilot Airplane EU Part – FCL Conversion	40	16	2.0	70
PGL	Private Pilot Glider	60	14	2.5	70
PGT	Private Pilot Gyroplane/Recreational Pilot - Transition	30	15	1.5	70
PHT	Private Pilot Helicopter/Recreational Pilot - Transition	30	15	1.5	70
PLA	Private Pilot Airship	60	15	2.5	70
PPP	Private Pilot Powered Parachute	60	15	2.5	70
PRG	Private Pilot Gyroplane	60	15	2.5	70
PRH	Private Pilot Helicopter	60	15	2.5	70
PWS	Private Pilot Weight-Shift-Control	60	15	2.5	70
RPA	Recreational Pilot Airplane	50	15	2.0	70
RPG	Recreational Pilot Gyroplane	50	15	2.0	70
RPH	Recreational Pilot Helicopter	50	15	2.0	70

Test Codes, highlighted in blue, indicate the corresponding test has Airman Certification Standards (ACS) Codes printed on the Airman Knowledge Test Report (AKTR). NOTE: Effective 5/18/21, the Private Pilot Airplane European Union (EASA) Conversion airman knowledge test is available for administration.

An airman applicant may present one or more of the following acceptable forms of authorization for all tests listed above (except PCH, PEP, and PCP):

- Certificate of graduation issued by an FAA certificated pilot school (14 CFR § 61.71(a)).
- Written statement or logbook endorsement from an authorized ground or flight instructor certifying that the applicant completed an applicable ground training or home study course and is prepared for the knowledge test (14 CFR § 61.35, 61.96(b)(3) or 61.103(d)(2)).

Authorization for PCH, PCP, and PEP tests only:

- Requires **NO** instructor endorsement or other form of written authorization.

Acceptable forms of retest authorization for ALL tests listed above:

- **Passing AKTR**
- **Expired AKTR**
- **Failed AKTR**
 - NOTE 1: An applicant retesting **AFTER FAILURE** is required to submit the applicable AKTR indicating failure. The applicant must also present an endorsement from an authorized instructor who gave the applicant additional training and who has determined the applicant proficient to pass the test. This endorsement may be in the form of a signed written statement, a signed logbook notation, or by completing the **Authorized Instructor's Statement** portion of the failed AKTR. (14 CFR § 61.49(a)(2))
 - NOTE 2: The failed AKTR is scanned by the proctor. The proctor verifies the authorization is successfully scanned/electronically stored, and then destroys the failed AKTR.

Schedule the Test

- Enter location information (zip and distance)
- Select a date range
- Select your choice of test station location
 - Note just the closest...selection of convenient appointments
- Pay the fee (\$175)
- Print out the instructions to take to the test station

What to Take to the Test Station...

- Reread the Test Authorization Matrix, page-1
- You'll need to show:
 - Test booking confirmation
 - Photo ID with name, address, DoB, signature
 - Instructor's endorsement
 - Suggest you take two forms of ID...
- You'll be taking test PAR...
 - 60 questions, multiple choice
 - At least age 15 years old
 - 2.5 hours
 - Passing score = 70%
- Arrive 15-minutes earlier than the test time
 - Paperwork to get done before the starting the test



GENERAL REQUIREMENTS

Federal Tracking Number (FTN):

Airman applicants, WHO DO **NOT** ALREADY HAVE AN FTN, should establish an FTN, by creating a profile in the [Integrated Airman Certification and Rating Application \(IACRA\) System](#), **PRIOR TO** taking an FAA Airman Knowledge Test. This FTN is printed on the applicant's Airman Knowledge Test Report (AKTR).

Acceptable Forms of Identification:

All Applicants	U.S. Citizens & Resident Aliens	Non-U.S. Citizens
Identification information must be - <ul style="list-style-type: none"> ✓ valid ✓ current Identification must include ALL of the following information - <ul style="list-style-type: none"> ✓ photo ✓ date of birth ✓ signature ✓ physical, residential address 	✓ Identification card issued by any U.S. state, territory, or government entity <ul style="list-style-type: none"> ○ (e.g., driver permit or license, government identification card, or military identification card) OR <ul style="list-style-type: none"> ✓ Passport OR <ul style="list-style-type: none"> ✓ Alien residency card 	✓ Passport <p>AND</p> <ul style="list-style-type: none"> ✓ Driver permit or license issued by a U.S. state or territory OR <ul style="list-style-type: none"> ✓ Identification card issued by any government entity

NOTES

- The above information may be presented in more than one form.
- If the **acceptable** form(s) of identification (as listed in the table above) does not include valid and current proof of the applicant's physical/residential address, the applicant may utilize his or her parent's permanent, physical/residential address; or, the applicant may provide proof of his or her physical/residential address by presenting one of the **Acceptable Forms of Applicant Address Verification** listed on page 4 of this document. Examples of an **unacceptable** physical/residential address are a post office box, rural route, flight school address (unless the applicant resides at the school), or a commercial business/employer address.
- For an **applicant under age 18**, who does not possess an acceptable form(s) of identification, a parent or legal guardian is required to accompany the applicant, and after presenting identification as described in this table, may attest to the applicant's identity.

References for Acceptable Forms of Identification

- Title 14 of the Code of Federal Regulations ([14 CFR Part 61](#), section (§) 61.35(a)(3)(i), (ii), (iii), and (iv))
- [FAA Order 8080.6](#) (as amended), Conduct of Airman Knowledge Tests, "Test Procedures-General" Chapter
- [FAA Order 8900.1](#), Volume 5, Chapter 1, Section 3, pars. 5-54 B.1), B.2), B.4), C., and D.

What You Can Take In

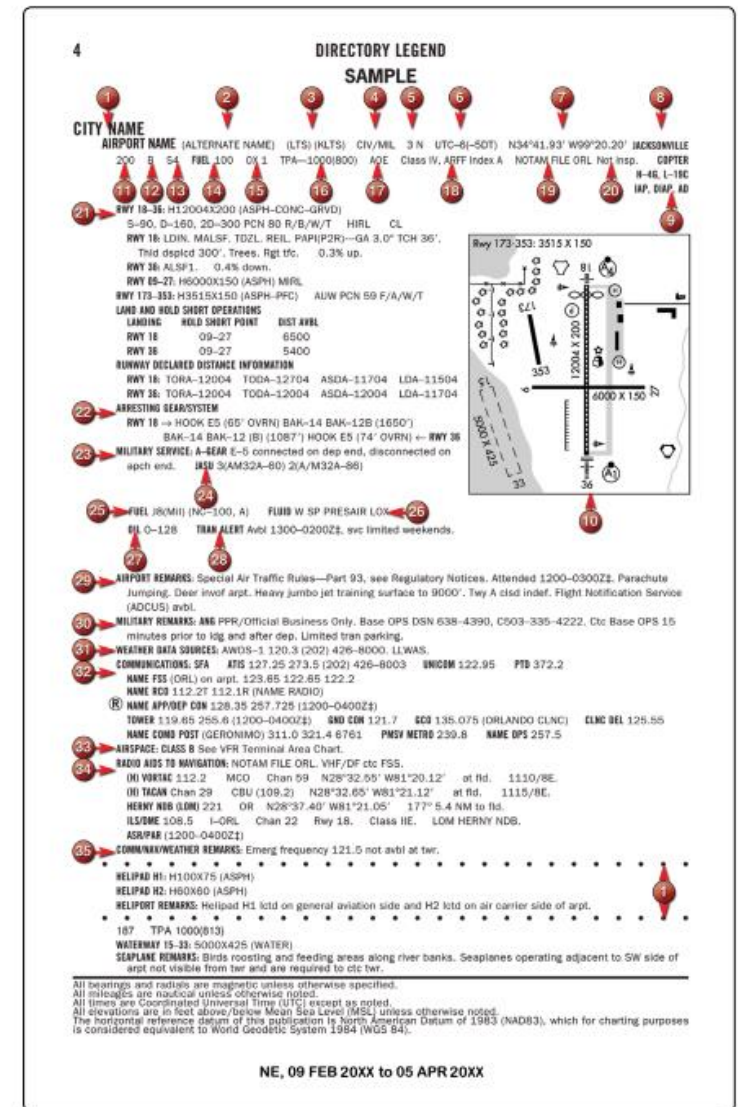
- Calculator
 - Non-storage
- E6B
 - Mechanical
 - Electronic
- Plotter



What You Can't Take In

- ~~Electronic devices other than calculator~~
 - Note that the test computer system does incorporate a “calculator” which can be quite useful
- ~~Books, notes, maps...~~
- ~~Your own test supplement~~
 - One will be provided
 - The test system will be able to show all required figures and legends
- **Study hint:** Study all the legends in the supplement...contains many answers if you know where to look!
- https://www.faa.gov/training_testing/testing/supplements/

Appendix 1



Legend 2. Chart Supplement.

What You Can't Take In

- ~~Scratch paper~~—ask up front for at least 5 sheets
 - You'll be required to return all sheets at the end of the test
- ~~Pens, pencils, erasers~~
 - You will need/want to scribble/calculate so ask for these

$$\begin{aligned}\text{Fuel burn} &= 10 \text{ GPH} \\ \text{Ground speed} &= 90 \text{ kts} \equiv 1\frac{1}{2} \text{ nm per min} \\ \text{Distance} &= 60 \text{ NM} \\ \text{Time} &= 60 / 1.5 = 40 \text{ mins} \\ \text{Fuel used} &= 10 * \frac{40}{60} = 6.7 \text{ galls}\end{aligned}$$

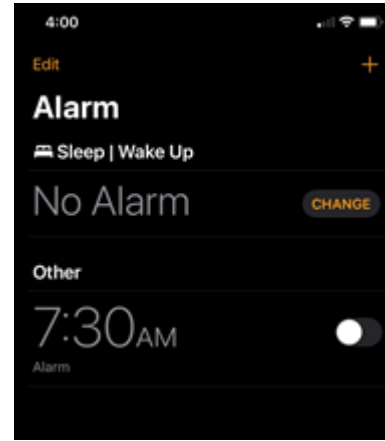
What To Expect...

- A typical screened computer cubicle farm
- Proctor will explain what to do...
- Cameras are watching you...
- You'll need to confirm your details and the test code (PAR)
- An online “tutorial” that explains the computer system—do it!
 - The clock hasn't yet started ticking!
- Understand how to access the figures and calculator—part of the tutorial
- Understand how to “flag” and skip a question for later
- Understand how to end and submit the test
- It is not a competition
 - Use the whole 2.5 hours
 - There will always be something you want to revisit or check



What To Do On Test Day

- Get there early—at least 15-minutes
- Leave personal stuff in the car (there may be a locker)
- No phones (I know, right?)
- Be polite and courteous
- Obey the proctors (smile and wave, as necessary)



1. Read the question
2. Formulate an answer before looking at the options
3. Beware of distractors
4. Don't be not watching for double negatives
5. False positives...uses the right words but wrong context/order
6. Read each choice—match to your formulation
7. Decide on the best match, but review the other choices to understand elimination
8. Skip over (“flag”) questions that will eat time
9. You will finish with time in hand—so go back and review
10. You'll get a test report, with codes for any incorrect answers



What's next...?

- Once you've passed your knowledge test, update your application
- Review your application.....several times!
- Scholarship decisions will be sent by email in late May

"Study Session"

Ask Us Anything

The Challenge

- Your mission...should you choose to accept it, is...
 - Schedule your written exam, tonight
 - Let us know...so we can cheer you on!
- Don't forget
 - Once you pass the exam, add your results to your application
 - Could open-up additional scholarship opportunities
- Reminder: Please use the chat to send us your name, email address and if student or teacher, so we can send you the link to the recording and a PDF of this presentation:

Steve Bateman, Teacher, steve.bateman@aopa.org

Don't Be Shy...

- Taz Thomas: taz.thomas@aopa.org
- Steve Bateman: steve.bateman@aopa.org
- Thomas Eaton: thomas.eaton@aopa.org
- Drew Myers: drew.myers@aopa.org